



Scorpion BarCode 2.8

## Quick Start Guide

Scorpion BarCode is a complete Barcode creation utility that you can use to quickly create Barcode images for use in other applications. The software supports the following symbologies:

- EAN-13 (With or without Add-On codes)
- EAN-8
- EAN-128 (Codeset B and Codeset C)
- EAN-14
- EAN-18
- EAN-99
- EAN-Coupon
- UPC-A (With or without Add-On codes)
- UPC-E
- Code-128 (Codeset B and Codeset C)
- Code-93
- Code-39
- Code-32
- Code-25
- UPC-Coupon
- Codabar
- ISSN (10 digit / 13 digit)
- ISBN (10 digit / 13 digit)
- ISMN
- PostNet (5 digit / 9 digit / 11 digit)
- RM4SCC
- Pharmacode
- CIP
- PZN
- MSI
- ITF-SCC
- ITF-14
- Interleaved-25
- QRCode
- MicroQR
- PDF417
- Identcode
- DataMatrix
- USPS4CB
- FIM
- Databar-Omnidirectional
- Databar-Truncated
- Databar-Stacked
- Databar-StackedOmnidirectional
- Databar-Limited
- Databar-Expanded



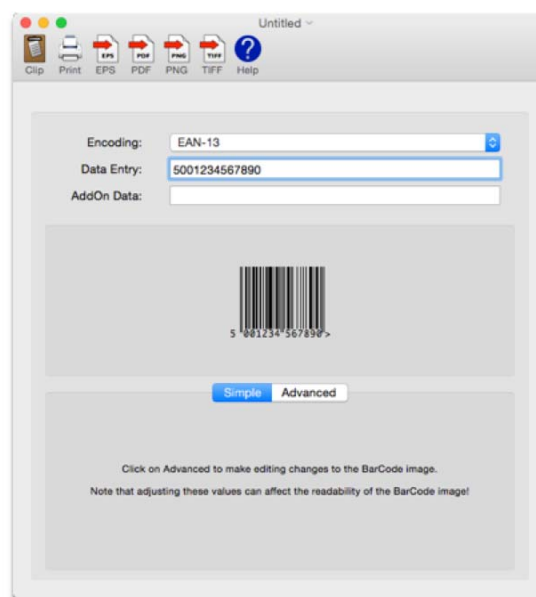
By entering the text of a Barcode, the software produces the graphic equivalent using one of the above selected symbologies. Possibilities include:

- Create editable vector PDF or EPS documents
- Create bitmap PNG or TIFF documents with transparency
- Paste into another application simply via the Clipboard
- Print camera ready artwork automatically
- Convert text in other applications into Barcode graphics using AppleScript

The Scorpion BarCode software is extremely simple to use. The following steps will guide you through the creation of a standard Barcode:

- Start Scorpion BarCode by double-clicking it
- You will see a window appear:

(macOS 10.12)

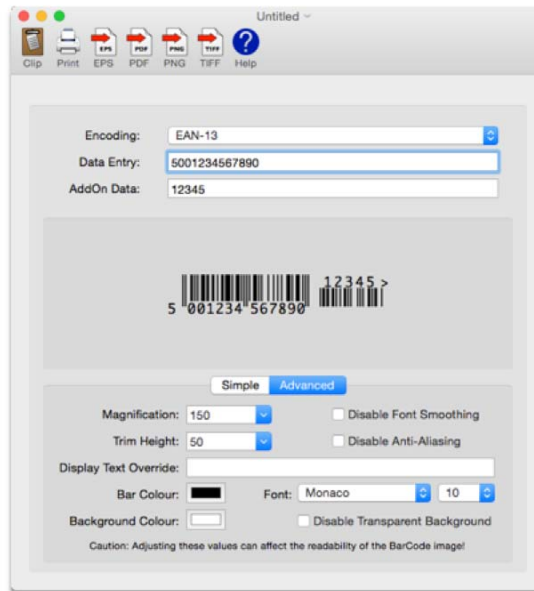


- Please note window appearance will vary depending on macOS version in use
- Select an Encoding symbology such as EAN-13 shown above
- Enter text 5001234567890 in the Data Entry box as shown above
- Note how the Barcode is created as you type
- Enter text 12345 in the AddOn Data box as shown above
- You can use Cut Copy and Paste under the Edit menu to enter the text
- To place the graphic on the Clipboard, press the Clip button
- To print the graphic, press the Print button
- To save as an EPS, PDF, PNG or TIFF file, press the labelled Save button



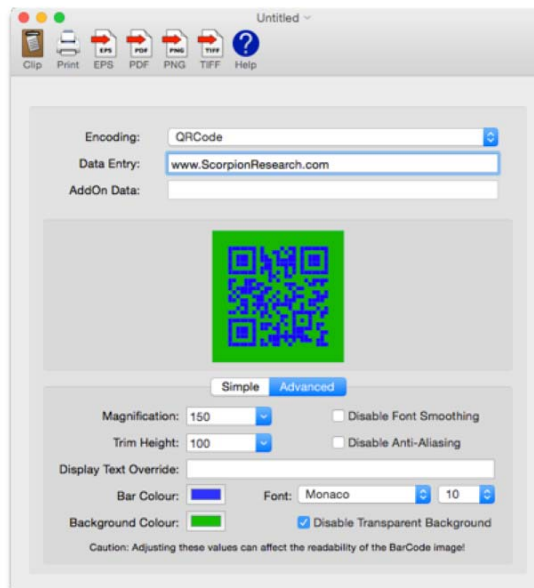
- Press the Advanced tab to make specialist changes to the BarCode graphic:

(macOS 10.12)



- You can make changes and watch the BarCode graphic change:

(macOS 10.12)



- Press the Close button or select Quit from the menu when you are finished



Scorpion BarCode 2.8

## Summary Information

### System Requirements

The Scorpion BarCode software operates on any macOS compatible system running OS X 10.6 Snow Leopard or later. Optimised for macOS 10.12 Sierra.

### Software Purchase & Registration

The Scorpion BarCode software is distributed freely for evaluation purposes only and usage is subject to acceptance of a License Agreement. It is not a free or public domain software. You have 28 days in which to register and purchase your software if you wish to continue to retain it after your 28 day evaluation period otherwise you must delete it from your computer and all archive storage within the 28 days period. The Purchase Form provided with the software describes prices and purchasing methods. Point your browser to the Scorpion Research web site or send us an eMail for the latest information!

### Technical Support

Technical Support is free to all registered users via eMail. If you require Technical Support please send an eMail message to [Support@ScorpionResearch.com](mailto:Support@ScorpionResearch.com) specifying your exact requirements. We endeavour to respond to support requests within one business day if not sooner. Please note that we do not provide Telephone support free of charge.

### Product Updates

Please view the Scorpion Research web site which provides the latest information, product updates, FAQ sheets and related news regarding the Scorpion BarCode software.

### License Agreement Reminder - Important

This documentation and the program referred therein are subject to a License Agreement between Scorpion Research Ltd and you as the user. Your acceptance of the License Agreement is required before you use the software. It is illegal for you to use the software without reading and accepting the terms of the License Agreement. You may view the License Agreement at the Scorpion Research web site before downloading the software or you may read it in the User Guide. If you do not accept the terms of the License Agreement you must ensure all copies of the software and accompanying materials are deleted from your computer and archives immediately.